




maXium[®] smart C

The touch of simplicity





When each glance and action count,
clear and simple operation is paramount.
maXium® smart C offers you both.

No fear of contact – the new **maXium®** smart C

Our latest innovation in HF surgery leaves no one untouched. However, this is intended because the maXium® smart C mates the proven maXium® user interface with state-of-the-art touchscreen technology. Great on the outside, pure genius on the inside: No matter if you are cutting or coagulating in daily operation, the simple intuitive user interface handles it all.

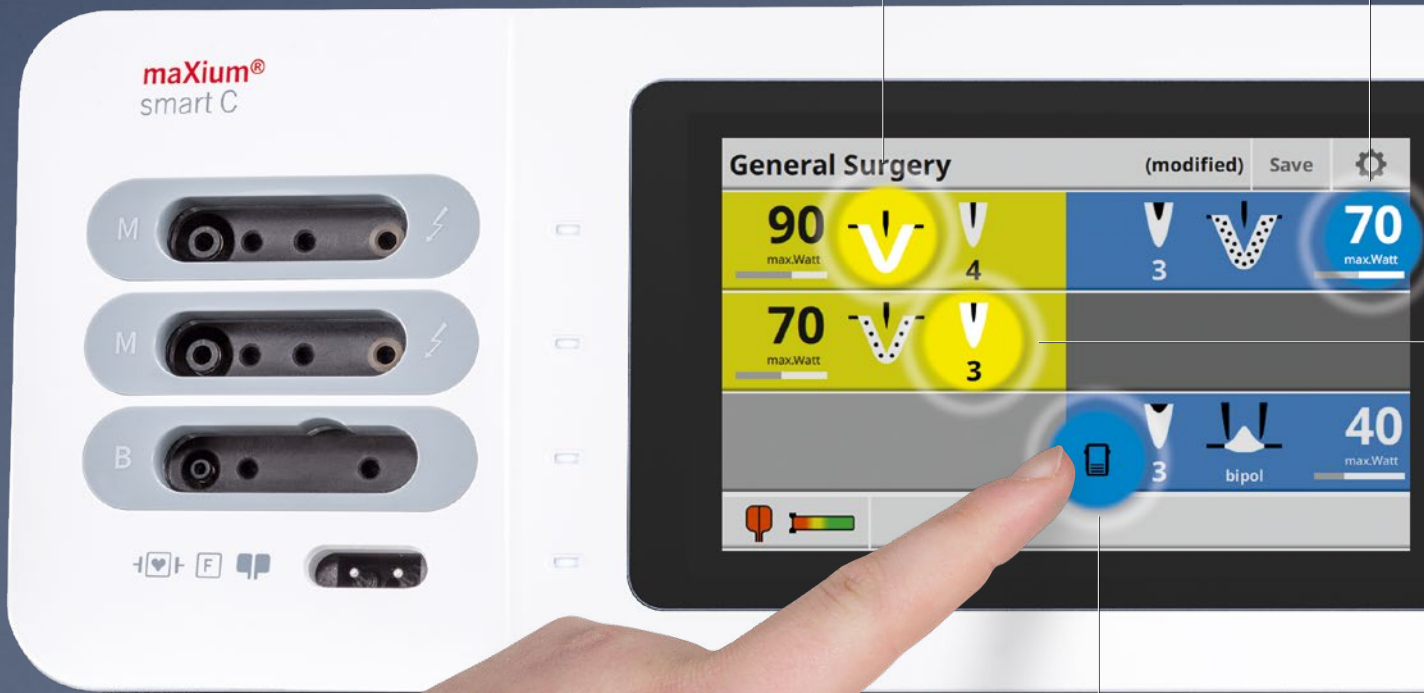
With the well defined horizontal placement of both monopolar socket and the bipolar socket plus the continuous display of all pertinent parameters on the screen, the user is always aware of the particular presettings. You can store your specific settings quite simply in the custom user programs and retrieve them whenever needed. A total of 50 storage locations are available for this.

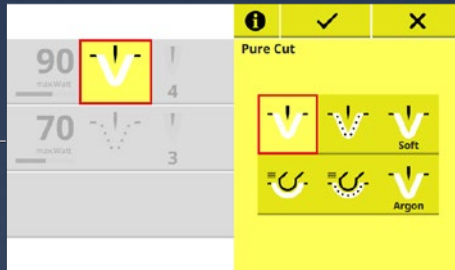

Handling has become even easier because we have already preprogrammed the most common settings for the various surgical specialties. Nothing could be simpler. And nothing could be more efficient. You will love the maXium® smart C. And not just you, but your entire team as well.

- ✓ **Best safety**
- ✓ **Cutting edge technology**
- ✓ **Easiest operation**
- ✓ **Extremely versatile**
- ✓ **Three different plug socket modules**

Whatever you are doing - all it takes is at your finger tip.

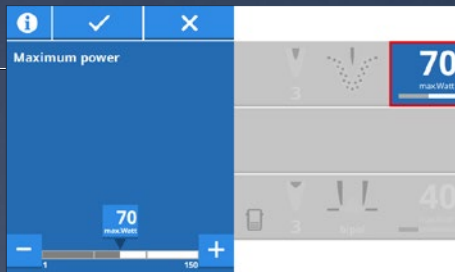
Direct access to all the relevant parameters. From now on you can use the new touch display of the maXium® smart C to make all the settings intuitively, taking advantage of the proven maXium® user control philosophy.





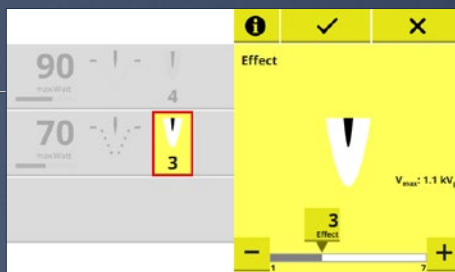
Current type

With the proven, clearly arranged icons, making selections is quick and easy.



Output power adjustment

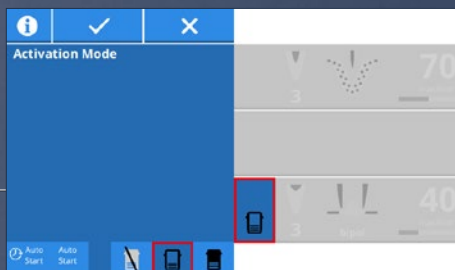
With the slider and/or the +/- buttons the output power adjustment is quick and easy to perform, even in 1 W steps.



Effect adjustment

Effect can also be customized at low power.

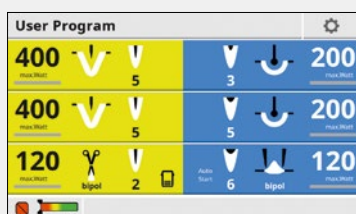
Benefit: Maximum variable performance in all power ranges.



Activation

Easy assignment of activation – be it via a footswitch or an Auto Start function.

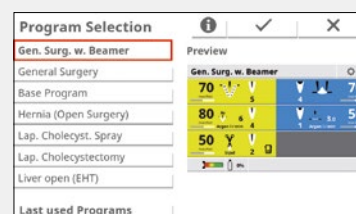
maXium® smart C the epitome of performance



High power capabilities in all situations

No matter what your procedure is: the maXium® smart C excels with its high power capabilities and therefore is in perfect position for a multitude of applications in the various OR specialties:

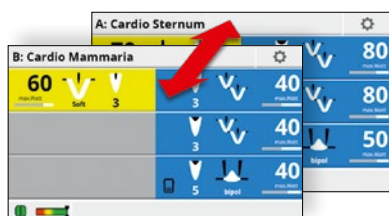
- monopolar cutting up to 400 watts
- monopolar coagulation up to 200 watts
- bipolar cutting and coagulation up to 120 watts



Outstanding ease of use thanks to the proven program philosophy

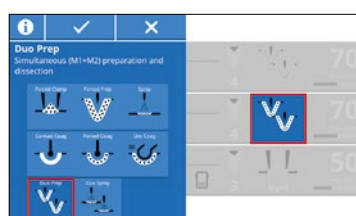
The proven maXium® program philosophy lets you fall back on the programs already stored in the maXium® smart C or store programs you defined yourself.

Options



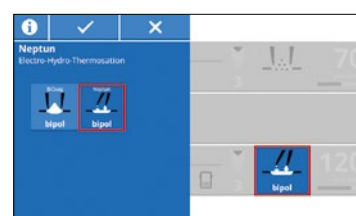
SWAP mode

In SWAP mode you can change the program from inside the sterile field either via the footswitch or handpiece, therefore letting you adjust the cutting and coagulation performance to the situation in the OR.



Duo-Prep/Duo-Spray

With the Duo currents it is possible to use the two monopolar outputs simultaneously and, if necessary, in two different surgical fields, e.g., in cardiac surgery, in preparation of the leg vein with only a small coagulation portion and simultaneous preparation of the mammary artery or in the field of breast surgery, for contactless surface coagulation with minimal depth effect and carbonization.



Neptun

Neptun is a bipolar current type for coagulation with liquid support (EHT method = electrohydrothermosation), which is chiefly used in parenchymal surgery (liver, spleen, kidney) with irrigated forceps. The EHT method is characterized by a homogeneous, conservative coagulation effect and rapid procedure.

Variability by different plug socket modules



Since the maXium® smart C is available in three different plug socket modules, you will rarely need adapters.

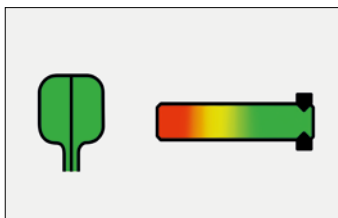
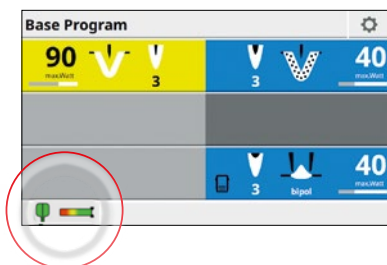
Available in three versions

As a standard feature, the maXium® smart C offers you three working channels with two monopolar outputs and one bipolar output. These are available in three different configurations:

- m-version: with sockets for KLS Martin accessories
- i-version: with sockets for international accessories
- e-version: with sockets for Erbe accessories

These three different socket modules allow for the connection of plug-compatible third-party accessories to the maXium® unit without any problems.

Selection of return electrodes with the **maXium®** smart C



PCS – Maximum safety with innovative return electrode monitoring

With the Patient Control System PCS and the innovative return electrode indicator maXium® smart C ensures maximum safety for patient and user.

When making your selection it is possible to choose between different return electrodes. When a return electrode is selected, various restrictions are then made on the device:

- Use split return electrodes: Only split return electrodes can be used (PCS* enabled)
- Use baby return electrodes: Some current types are not permitted and the output power of the possible ones is limited to 30 W max.

Designed for it all: the **maXium**® smart Cart

The maXium® smart C fits. Wherever. Especially on the maXium® smart Cart, the cart for the full range of the maXium® smart line. The complete HF workstation with the argon beamer maXium® smart Beam and the smoke evacuator maXium® smartVac is ready for operation whenever needed. And if the full range would be too much: the maXium® smart C can be mounted as a stand-alone unit at any ceiling boom.

maXium® smart C

ingeniously simple HF electrosurgery at a touch.

maXium® smart Beam

for argon beamer assisted applications in laparoscopic and open procedures.

maXium® smart Vac


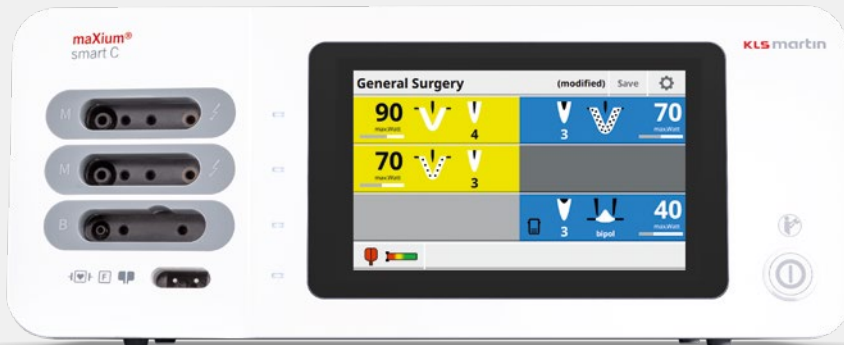
for unencumbered view and maximum safety during the application.

maXium® smart Cart

for mobile applications with the full-range of smart line models.



And this is just part of it:
maXium® smart accessories



Foot switches
Matched to the
new maXium® smart design

smartLap
Electrodes with smoke
evacuation for laparoscopy

smartPen
Electrode handpieces –
uniform, ergonomic, efficient

Technical data maXium® smart C

Mains connection	
Power requirements	100 V – 240 V ± 10%
Mains current	6.3 A
Mains fuse	6.3 A
Nominal frequencies	350 - 500 kHz
Power input in standby mode	45 Watt
Max. power input	550 Watt

Output power	
Cutting power	max. 400 Watt
Coagulation power	max. 200 Watt

Safety	
PCS and NE indicator	
Error log	
Activation log	

Weight and dimensions	
Weight	10.2 kg
Width x height x depth	390 x 160 x 442 mm

Standards	
Classification acc. to MDD	II b
Protection class	I acc. to DIN EN 60-601-1
Type of applied part	CF; defibrillation-proof
Approval/Mark of conformity	CE 0297 in compliance with 93/42 EEC

Technical data maXium® smart Cart

4 equipotential bonding connectors
4 dual castors with 2 brakes

Weight and dimensions	
Weight	40 kg
Width x height x depth	757 x 1077 x 657 mm

Ordering Data

Designation	Item No.
maXium® smart C, plug socket module "m"	80-043-00-04
maXium® smart C, plug socket module "i"	80-043-01-04
maXium® smart C, plug socket module "e"	80-043-02-04
Option SWAP-Mode	80-094-00-04
Option Duo-Prep, Duo-Spray	80-094-01-04
Option Neptun	80-094-02-04
maXium® smart Beam	80-043-10-04
maXium® smartVac, with Lap-Mode, 220 V	80-062-00-04
maXium® smartVac, 220 V	80-062-01-04
maXium® smart Cart	80-048-00-04

Technical data maXium® smart Beam

Power supply	via maXium® smart C
Device fuse	M 1.6 A
Power input	max. 40 Watt
Protection class	I
Classification acc. to MDDD	II b
Argon gas flow CUT	0.1 to 12 l/min ± 20% 0.0 l/min = off
Argon gas flow COAG	0.1 to 12 l/min ± 20% 0.0 l/min = off
LF leakage currents	complying with IEC 601, Part 1 (testing in connection with maxium® HF generator)
Type of applied part	CF; defibrillation-proof
Duty type	INT 10 s/30 s (= duty factor of 25%)

Weight and dimensions	
Weight	7.8 kg
Width	390 mm
Height (w/o ball-head bolts)	95 mm
Depth	466 mm

Standards	
Classification acc. to MDD	II b
Protection class	I acc. to DIN EN 60-601-1
Type of applied part	CF; defibrillation-proof
Approval/Mark of conformity	CE 0297 in compliance with 93/42 EEC

Designation	Item No.
Footswitch, dual pedal	80-830-00-04
Footswitch, dual pedal, swap	80-830-01-04
Footswitch, single pedal	80-830-02-04
Footswitch, dual pedal, swap, cordless	80-830-04-04
Power supply unit for 80-830-04-04	80-830-05-04
MCB connecting cable	80-091-01-04
maxium® smart Cart	80-048-00-04
Standard rail for maXium® smart cart	80-048-01-04
Isolating transformer for maxium® smart Cart	80-048-02-04
Support for maXium® smart C	80-048-03-04
Support for argon gas cylinder	80-048-05-04
Support for maXium® smart Vac	80-048-06-04

KLS Martin Group

KLS Martin Australia Pty Ltd.

Sydney · Australia
Tel. +61 2 9439 5316
australia@klsmartin.com

KLS Martin do Brasil Ltda.

São Paulo · Brazil
Tel. +55 11 3554 2299
brazil@klsmartin.com

KLS Martin Medical (Shanghai) International Trading Co. Ltd.

Shanghai · China
Tel. +86 21 5820 6251
china@klsmartin.com

KLS Martin India Pvt Ltd.

Chennai · India
Tel. +91 44 66 442 300
india@klsmartin.com

Martin Italia S.r.l.

Milan · Italy
Tel. +39 039 605 67 31
italia@klsmartin.com

Nippon Martin K.K.

Tokyo · Japan
Tel. +81 3 3814 1431
nippon@klsmartin.com

KLS Martin SE Asia Sdn. Bhd.

Penang · Malaysia
Tel. +604 505 7838
malaysia@klsmartin.com

Martin Nederland/Marned B.V.

Huizen · The Netherlands
Tel. +31 35 523 45 38
nederland@klsmartin.com

Gebrüder Martin GmbH & Co. KG

Moscow · Russia
Tel. +7 499 792-76-19
russia@klsmartin.com

Gebrüder Martin GmbH & Co. KG

Dubai · United Arab Emirates
Tel. +971 4 454 16 55
middleeast@klsmartin.com

KLS Martin UK Ltd.

London · United Kingdom
Tel. +44 1189 000 570
uk@klsmartin.com

KLS Martin LP

Jacksonville · Florida, USA
Tel. +1 904 641 77 46
usa@klsmartin.com

Do you know how to get all important information
about the KLS Martin Energy Devices?

Please download KLS Martin App Energy Devices!
The App is available for Android and iOS.



[https://itunes.apple.com/de/app/
klsmartin-energy-devices/id1198171415?l=de&ls=1&mt=8](https://itunes.apple.com/de/app/klsmartin-energy-devices/id1198171415?l=de&ls=1&mt=8)



[https://play.google.com/store/apps/
details?id=com.klsmartin.energydevices](https://play.google.com/store/apps/details?id=com.klsmartin.energydevices)

Gebrüder Martin GmbH & Co. KG

A company of the KLS Martin Group

KLS Martin Platz 1 · 78532 Tuttlingen · Germany
P.O. Box 60 · 78501 Tuttlingen · Germany
Tel. +49 7461 706-0 · Fax +49 7461 706-193
info@klsmartin.com · www.klsmartin.com

